

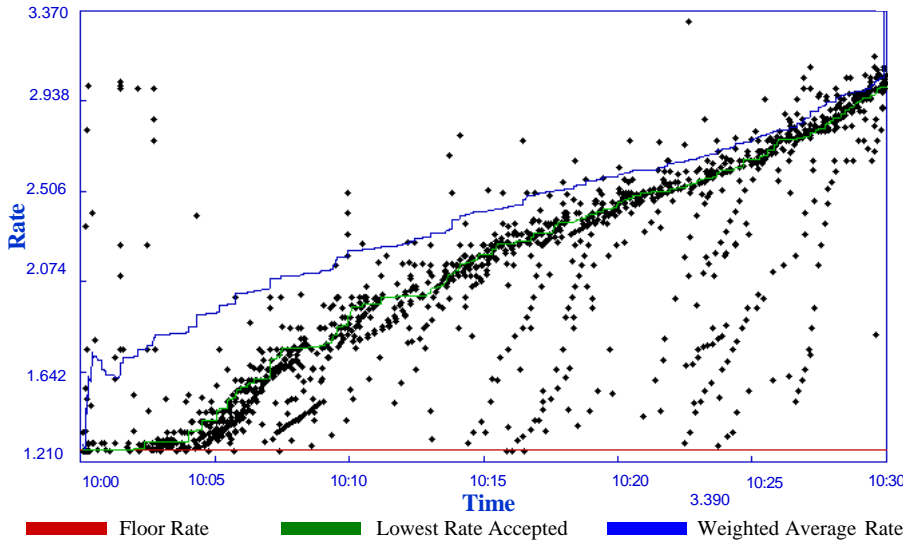


Certificates of Deposit

Results

Invest in IOWA
Treasurer of State Michael L. Fitzgerald

Bid Graph Summary - October 14, 2008



All Bids

No. of Banks Bidding:	69
Total No. of Bids Received:	1,373
Total Amt. of Bids Received:	\$ 172,400,000
Times Coverage:	3.45
Highest Rate:	3.320%
Lowest Rate:	1.260%
Rate Spread:	2.0600%

Winning Bids

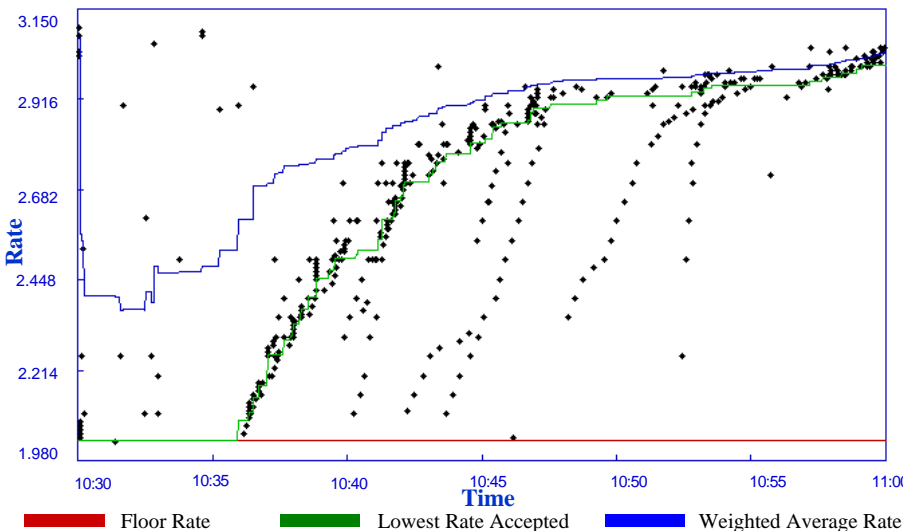
Total Amt. of Bids Accepted:	\$ 50,000,000
Banks with Bids Accepted:	28
Highest Rate Accepted:	3.320%
Lowest Rate Accepted:	3.000%
Weighted Average Rate:	3.0539%
Spread over Minimum Rate:	1.794%
Interest Earnings:	\$ 761,393.75
Earnings at Minimum Rate:	\$ 314,136.99
Additional Earnings:	\$ 447,256.76

Results

Office of the State Treasurer
COMMONWEALTH OF MASSACHUSETTS



Bid Graph Summary - August 12, 2008



All Bids


No. of Banks Bidding:	30
Total No. of Bids Received:	423
Total Amt. of Bids Received:	\$ 96,900,000
Times Coverage:	1.94
Highest Rate:	3.100%
Lowest Rate:	2.040%
Rate Spread:	1.0600%

Winning Bids

Total Amt. of Bids Accepted:	\$ 50,000,000
Banks with Bids Accepted:	18
Highest Rate Accepted:	3.100%
Lowest Rate Accepted:	3.000%
Weighted Average Rate:	3.036%
Spread over Minimum Rate:	1.006%
Interest Earnings:	\$ 767,529.39
Earnings at Minimum Rate:	\$ 513,138.89
Additional Earnings:	\$ 254,390.50

Certificates of Deposit

BidSC INVESTMENT AUCTION WEBSITE



Office of the State Treasurer
Converse A. Chellis, III

STATE OF SOUTH CAROLINA


Auction Profile: South Carolina Treasurer
Summary: \$ 75 million / quarterly
 6 month CDs

No. of Auctions: 35 since July 2000
 Avg. Spread over Benchmark: 25 basis points (.25%)
 Cumulative Benefit: \$ 8,587,180

Bank Profile:
 Bidding Banks: 98
 Winning Banks: 82

Bidding Profile:
 Avg. No. of Bids Received 366
 Avg. Times Coverage 1.43

BidTX Investment Auction Website



State of TEXAS

Susan Combs
Texas Comptroller of Public Accounts


Auction Profile: Texas Comptroller
Summary: \$ 80 million / monthly
 6 month CDs
 \$ 50 million / semi-annually
 1 year CDs

No. of Auctions: 107 since December 2000
 Avg. Spread Over Benchmark: 26 basis points (.26%)
 Cumulative Benefit: \$ 10,791,624

Bank Profile:
 Bidding Banks: 177
 Winning Banks: 161

Bidding Profile:
 Avg. No. of Bids Received 297
 Avg. Times Coverage 1.68

BidLouisiana Investment Auction Website



LOUISIANA

John Neely Kennedy
STATE TREASURER


Auction Profile: Louisiana Treasurer
Summary: \$ 80 million / quarterly
 6 month CDs

No. of Auctions: 32 since April 2001
 Avg. Spread over Benchmark: 12 basis points (.12%)
 Cumulative Benefit: \$ 949,892

Bank Profile:
 Bidding Banks: 48
 Winning Banks: 42

Bidding Profile:
 Avg. No. of Bids Received 85
 Avg. Times Coverage 1.70

WEST VIRGINIA



BOARD OF TREASURY INVESTMENTS

A CD AUCTION WEB SITE

Auction Profile: West Virginia Board of Treasury Investments
Summary: \$ 25 million / periodically
 6 month CDs

No. of Auctions: 16 since May 2006
 Avg. Spread over Benchmark: 50 basis points (.50%)
 Cumulative Benefit: \$ 1,047,214.75

Bank Profile:
 Bidding Banks: 23
 Winning Banks: 22

Bidding Profile:
 Avg. No. of Bids Received 169
 Avg. Times Coverage 2.25